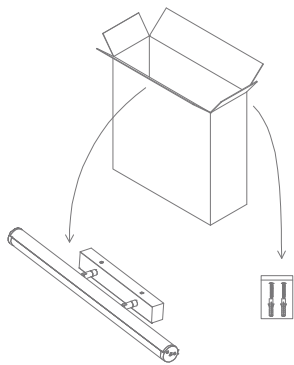


MIRROR-20

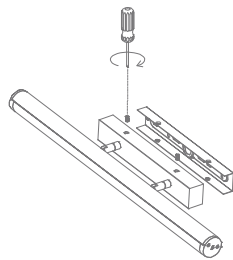
Specifications

Voltage:	240V AC	Lumen (±5%):	Warm White 3000K - 2100lm Neutral White 4000K - 2200lm White 5700K - 2300lm	Dimmable:	No
Power:	20W	Beam Angle:	120°	Operating Temp:	-20°C~45°C
IP Rating:	IP40	CCT:	3000K - 4000K - 5700K (Switchable)		
CRI:	≥80	Lifespan:	50,000hrs		

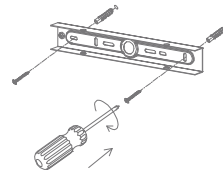
1. Remove from box



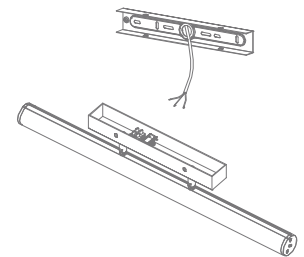
2. Press the hasp to take out the bracket



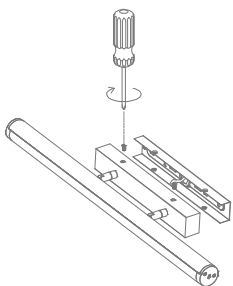
3. Knock-in the plastic anchor into the wall. Fix bracket with screw into the wall



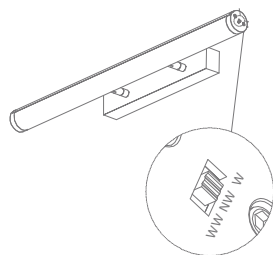
4. Remove the link pressing clip, connect the wires correspondingly



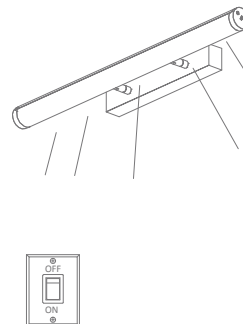
5. Fix the lamp to the bracket



6. Slide the preferred CCT before turning on the lamp.



7. Switch on



Note: -The lamp must be installed by professional electrician
-Ensure the power supply is switched off before fitting this product

-Do not touch the lamp when in use
-Keep away from hot steam and corrosive gas