

EMIT-25-TRIO

Tri-Colour Inground Light - Round Open



Description

Introducing the EMIT-25 LED Inground Light Series. The EMIT-25 is a 25mm overall diameter mini inground light with a cutout of 19mm without cannister, ideal for lighting up features where minimalistic light effects are required. Featuring a 1W LED output, with a range of different fascia plates and metalware colour options. Choose from Round Open, Square Open, Eyelid, Ring and Halo fascias, as well as the multiway fascias available in 1WAY, 2WAY, 3WAY, and 4WAY. Round and Square Slot as well as Square Hood fascias also available. Metalware colour options range from Black, White, Stainless Steel, Antique Brass and Brushed Brass. Tri-Colour Selectable: Choose from 3000K Warm White, 4000K Neutral White and 5500K White colour temperature options. Functional with 12 and 24V DC Constant Voltage LED Drivers. Optional extra accessories such as narrow to medium Beam Angle Lens as well as Honeycomb, Linear Lens and opal diffuser are also available. Part of a family of different sizes to suit most inground lighting applications. Backed by a 5 Year Replacement Warranty.




Specification Features

Input Voltage:	12/24V DC
Power (W):	1W
IP rating (IP):	IP67
IK Rating (IK):	IK10
Lumens	
3000K	46
4000K	51
5500K	55
LED type:	CREE
CCT:	3000K-4000K-5500K (Changeable)
CRI:	≥90
Beam angle (°):	19° - 36° - 60° (36° Standard)
Dimmable:	No
Lifespan (hrs):	50,000hrs
Cutout (Ø):	Ø19mm Without Cannister Ø24mm With Cannister
Load Rating:	1500Kg (Drive-Over)
Requires 12 or 24V Constant Voltage LED Driver (Wire in Parallel)	



Honeycomb (Optional)
Variant: 10080




Opal Diffuser (Optional)
Variant: 10081



19° Lens (Optional)
Variant: 10082

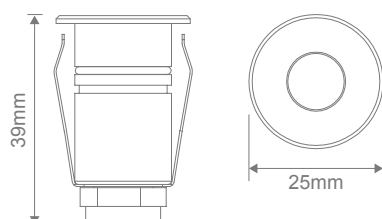


60° Lens (Optional)
Variant: 10085



Water Stop Cable Joint

Diagrams / Additional



Item No.	Variant					CCT
	Black	White	Stainless Steel	Antique Brass	Brushed Brass	
EMIT-25-TRIO-RO	10000	11500	10010	10030	10020	TRIO